

CLASSCAPE

Assessment System

<http://www.ClassScape.org>

What is ClassScape®?

2

An online classroom assessment system
which:

- Helps teachers to achieve and maintain curriculum/instructional alignment by providing quality assessment items based on all curricular objectives
- Assists teachers with identification of individual and class strengths and weaknesses on specific SCOS objectives

Why Use ClassScape?

3

ClassScape is focused on the needs of North Carolina schools:

- ❑ Our test items are based on the NC SCOS with an EOG question format
- ❑ We use a rigorous item development process
- ❑ We offer Pre-made, Teacher Custom and District Benchmark Assessments in 35 subjects/grades
- ❑ We offer Constructed Response Items with a built-in scoring tool for teachers.

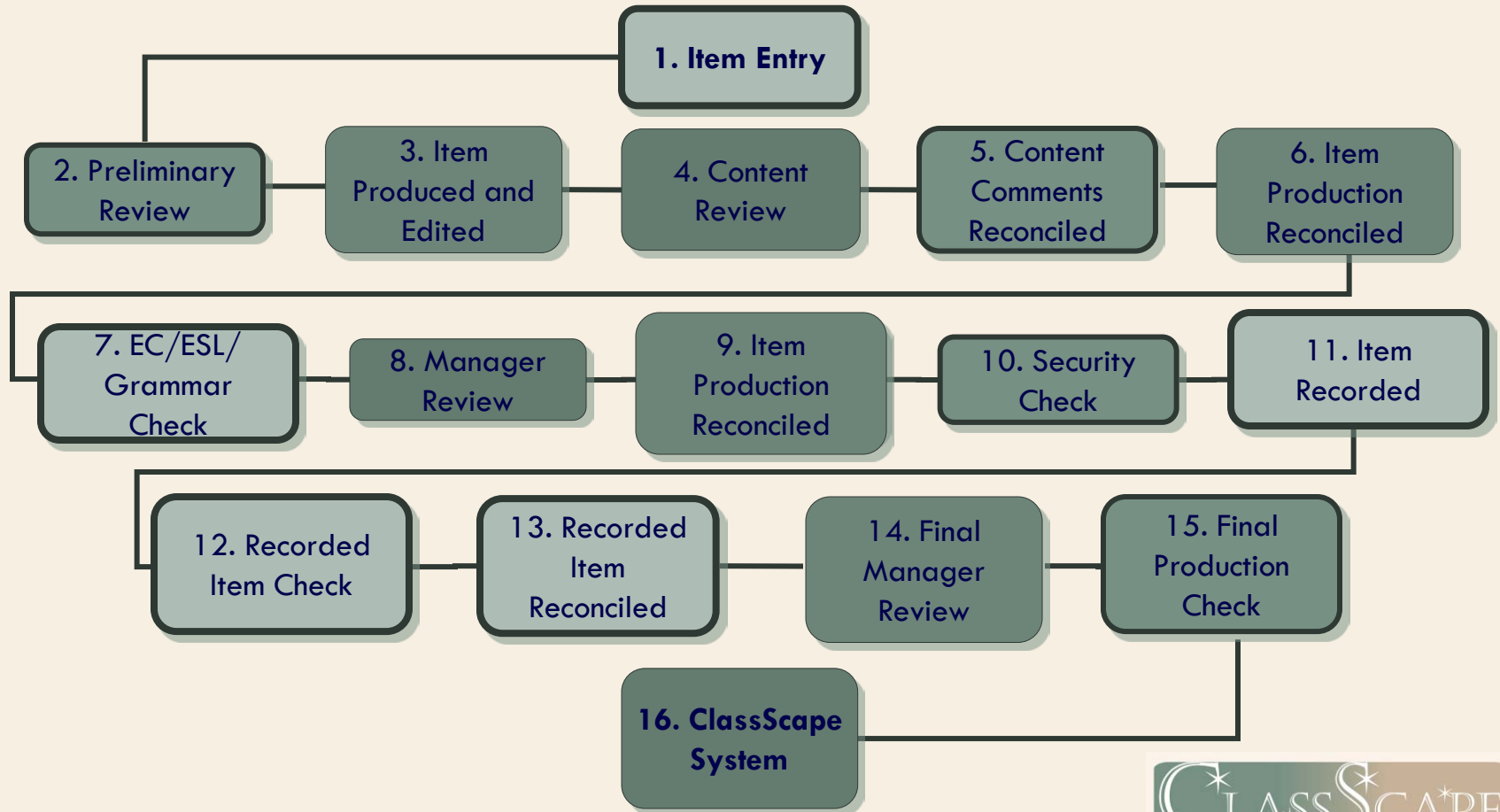
Subjects for ClassScape®

4

- Reading 3-8
- Math 3-8
- Science 5 and 8
- Extend2 Reading 3-8
- Extend2 Math 3-8 *new!*
- Computer Skills *new!*
- Algebra 1 and 2
- Geometry
- English 1
- Biology
- Physical Science *new!*
- US History
- Civics & Economics

ClassScape[®] Item Development Process

5



Using ClassScape Assessments

6

- Formative Assessments
 - ▣ Teacher selected
 - ▣ Provides feedback needed to modify instruction
 - ▣ Based on the needs of the classroom and students
- Common Assessments
 - ▣ Grade level or subject based
 - ▣ Used to generate talking points for data meetings
 - ▣ Provides school level data
- Benchmark and/or Summative Assessments
 - ▣ Grade level or subject based
 - ▣ Aligned to district pacing guides or a unit of learning
 - ▣ Provides district level data

ClassScape[®] Assessments

7

Recommended for:

- ✓ Identification of individual and class strengths and weaknesses
- ✓ Maintenance of curriculum/instructional alignment
- ✓ Guidance for teachers in instructional decisions
- ✓ Monitoring of student progress

Not Recommended for:

- ✗ Printing of items/paper-pencil testing
- ✗ District-wide high-stakes summative testing
- ✗ Prediction of future student performance on EOG/EOC assessments
- ✗ Assignment of consequences based on student or teacher performance

Tools for Teachers and Administrators

8

Pre-Packaged Assessments

- ▣ Two Objective Quizzes per Direct Objective (about 10 items)

School Based Custom Assessments

- ▣ Customized Assessments (8-50 items)
 - Can assess across multiple objectives and goals within a subject and grade
 - Can share with other teachers in the same school, subject and grade
 - Constructed Response Items/Scoring Tool available

Reports for Teachers

- **Teacher Reports**
 - ▣ Assessment Results
 - ▣ Class Performance & Progress Reports
 - ▣ Pre/Post Assessment Report
 - ▣ Student Assessment, Performance & Progress Reports
 - ▣ Student Objective Report
 - ▣ Common Assessment Report
 - ▣ District Benchmark Reports (14 additional)

Assessment Results Report

Hide Names Export Data Printer friendly page

| Student Name | Status | % ✓ | Total ✓ | Total ✗ | Total - | 1 1.02a | 2 1.02a | 3 1.02a | 4 1.02b | 5 1.02b | 1. |
|--------------------------------|--------|--------|------------|------------|------------|------------|------------|------------|------------|------------|----|
| Ashley Portillo | Done | 90 | 9 | 1 | 0 | B | B | C | C | D | |
| Jordan Powell | Done | 40 | 4 | 6 | 0 | A | C | D | C | C | |
| Matthew Powell | Done | 60 | 6 | 4 | 0 | A | B | C | C | C | |
| Antonio Powers | NS | | | | | | | | | | |
| Miracle Pratt | Done | 90 | 9 | 1 | 0 | B | B | C | C | C | |
| Nickolas Ramirez | Done | 70 | 7 | 3 | 0 | A | B | B | C | C | |
| Kaitlin Ramirez-martin | Done | 60 | 6 | 4 | 0 | A | C | D | C | C | |
| Christopher Rivenbark | Done | 60 | 6 | 4 | 0 | B | B | A | C | C | |
| Christopher Rivenbark | Done | 50 | 5 | 5 | 0 | B | A | A | D | C | |
| Hannah Rivenbark | Done | 80 | 8 | 2 | 0 | B | B | B | C | C | |
| Austin Roberson | Done | 90 | 9 | 1 | 0 | B | B | D | C | C | |
| Christopher Roberts | Done | 60 | 6 | 4 | 0 | B | C | A | B | C | |
| Total ✓ | | | | | | 13 | 16 | 7 | 15 | 19 | 1 |
| Total ✗ | | | | | | 7 | 4 | 13 | 5 | 1 | |
| Total - | | | | | | 0 | 0 | 0 | 0 | 0 | |
| Class Percentage (%) | | 72 | | | | 65 | 80 | 35 | 75 | 95 | 6 |
| School Percentage (%) | | | | | | 48 | 75 | 23 | 70 | 57 | 4 |
| District Percentage (%) | | | | | | 48 | 75 | 23 | 70 | 57 | 4 |

Class Performance Report

Class

All Classes

Student

All Classes Selected

Subject/Grade

Algebra 1

Please choose ONE of the following for your report:

Select Goal

Select

OR

Select Objective

All Objectives

OR

Select Assessment

Select

Display results by subobjectives for the selected assessment

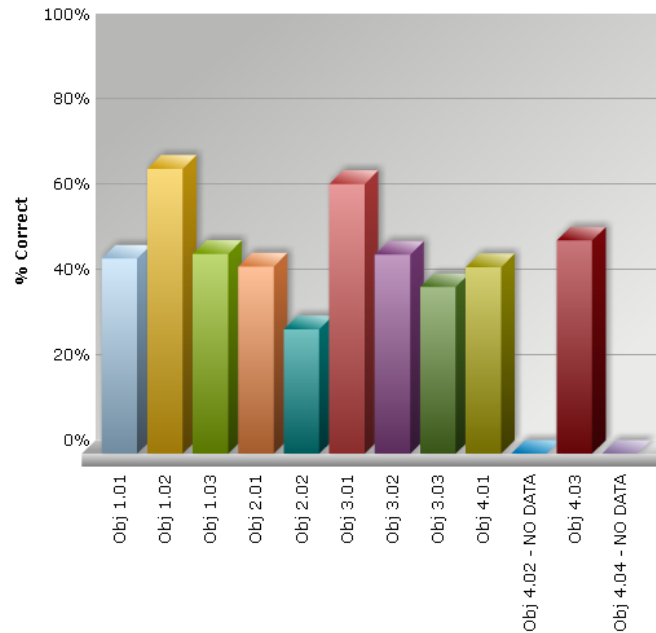
Export Data

Right-click the chart to print (Print Chart) or save (Save as xxx).

Save the chart

Class / Student Performance Report
Teacher: tmartin (Algebra 1)
Class: All Classes
Objective: All Objectives

Correct: 48.9%, Incorrect: 51.1%



Reports for School Administrators

- ❖ Test Administrator Reports
 - Grade/Subject Performance & Progress Reports
 - Student Objective Report
 - Common Assessment Report
 - District Benchmark Reports
 - Monitoring Reports

Student Objective Report

| Student Name (ID) | 1.01 | 1.02 | 1.03 | 2.01 | 2.02 | 3.01 | 3.02 | 3.03 | 3.04 | 4.01 | 4.02 | 4.03 | 5.01 | 5.02 | 5.03 |
|--|-----------|-----------|-----------|-----------|-----------|-----------|-----------|-----------|-----------|-----------|-----------|-----------|-----------|-----------|-----------|
| Gillikin, Martha (MarthGillik02251) | - | 95 | - | 100 | - | 100 | - | - | - | 100 | 100 | - | - | - | - |
| Gregory, Benjamin (BenjaGregor13554) | 86 | 65 | - | 55 | - | 60 | 70 | 70 | - | 80 | 60 | - | - | - | - |
| Hanchey, Wesly (WeslyHanche29800) | 91 | 90 | - | 75 | - | 100 | 90 | 90 | - | 80 | 60 | - | - | - | - |
| Hankins, RaQuon (RaQuoHankin13552) | 82 | 70 | - | 40 | - | 80 | 90 | 90 | - | 90 | 60 | - | - | - | - |
| Johnson, Herminio (HermiJohnso13552) | 79 | 80 | - | 40 | - | 80 | 60 | 70 | - | 90 | 70 | - | - | - | - |
| Johnson, Tyshaye (TyshaJohnso13553) | 68 | 55 | - | 60 | - | 80 | 80 | 90 | - | 90 | 90 | - | - | - | - |
| Jones, Andrew (AndreJones13554) | 79 | 90 | - | 0 | - | 70 | 70 | 90 | - | 90 | - | - | - | - | - |
| Jones, Elizabeth (ElizaJones13553) | 76 | 80 | - | 60 | - | 80 | 70 | 90 | - | 80 | - | - | - | - | - |
| Poindexter, Kayla (KaylaPoinde13552) | 82 | 55 | - | 80 | - | 80 | 80 | 80 | - | 90 | - | - | - | - | - |
| Pollock, Krista (KristPolloc13552) | 79 | 70 | - | 55 | - | 100 | 60 | 100 | - | 100 | - | - | - | - | - |
| Portillo, Ashley (AshlePortil13552) | 85 | 80 | - | 95 | - | 80 | 70 | 80 | - | 80 | 70 | - | - | - | - |
| Powell, Jordan (JordaPowell13552) | 85 | 50 | - | 70 | - | 90 | 80 | 90 | - | 90 | 60 | - | - | - | - |
| Powell, Matthew (MatthPowell13552) | 85 | 65 | - | 75 | - | 80 | 80 | 80 | - | 80 | - | - | - | - | - |
| Powers, Antonio (AntonPowers13552) | 76 | - | - | 40 | - | - | 50 | 70 | - | - | - | - | - | - | - |
| Pratt, Miracle (MiracPratt14959) | 88 | 85 | - | 70 | - | 100 | 90 | 90 | - | 50 | 60 | - | - | - | - |
| Pridgen, Ryan (RyanPridge13552) | 64 | 90 | - | - | - | - | - | - | - | 70 | - | - | - | - | - |
| Ramirez, Nickolas (NickoRamire13553) | 85 | 75 | - | 85 | - | 70 | 90 | 90 | - | 80 | 70 | - | - | - | - |
| Ramirez-martinez, Kaitlin (KaitlRamire67642) | 85 | 60 | - | 100 | - | 70 | 80 | - | - | 80 | 40 | - | - | - | - |
| Reaves, Gabriela (GabriReaves13552) | 82 | - | - | - | - | - | - | - | - | - | - | - | - | - | - |
| Rivenbark, Christopher (ChrisRivenb13552) | 85 | 55 | - | 70 | - | 80 | 90 | 70 | - | 80 | 80 | - | - | - | - |
| Rivenbark, Christopher (ChrisRivenb13553) | 88 | 75 | - | 60 | - | 80 | 70 | 80 | - | 90 | 70 | - | - | - | - |
| Rivenbark, Hannah (HannaRivenb13552) | 79 | 75 | - | 65 | - | 70 | 80 | 80 | - | 90 | - | - | - | - | - |
| Roberson, Austin (AustiRobers13553) | 82 | 80 | - | 50 | - | 80 | 60 | 80 | - | 80 | 50 | - | - | - | - |
| Roberts, Christopher (ChrisRobert13555) | 76 | 75 | - | 60 | - | 70 | 60 | - | - | 60 | 70 | - | - | - | - |
| Class Percentage (%) | 82 | 73 | - | 65 | - | 81 | 75 | 83 | - | 83 | 67 | - | - | - | - |
| School Percentage (%) | 70 | 62 | 53 | 50 | 72 | 68 | 49 | 71 | 51 | 71 | 52 | 57 | 56 | 71 | 44 |

Tools for District Administrators

❖ District Benchmarks

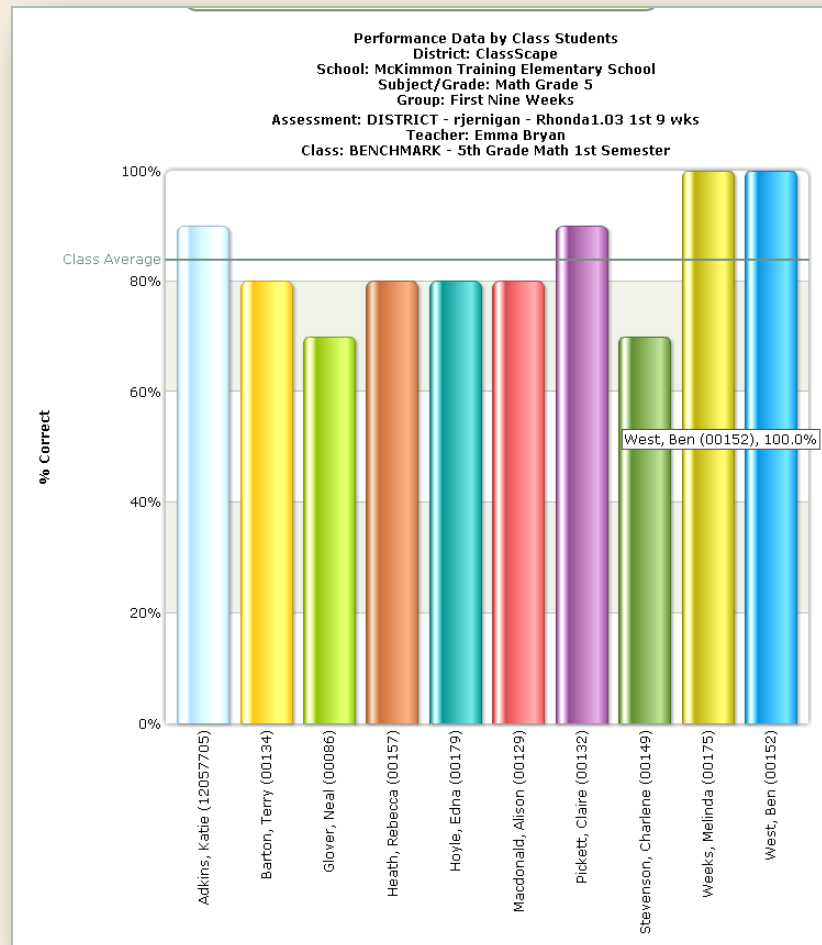
▣ District Customized Assessments (8-50 items)

- Separate and secure item banks for 23 subjects/grades
- Built and scheduled to align with district pacing guides
- Created by district administrators & district benchmark builders (Can be built by ClassScape content specialists for an additional fee)
- Results are released to teacher reports for immediate feedback and responsive intervention

❖ District Benchmark Reports


- Performance Data
- Subgroup Data
- Goal/Objective Data

District Benchmark Reports



Professional Development & Training

- Test Administrator Training
- Basic User Training
- Data Analysis/Reports Training
- Refresher Training
- Advanced Data Analysis Training
- District Level Benchmark Training
- ClassScope Conference 2010!



Included in the New
School Start-Up
Package

ClassScape® By the Numbers

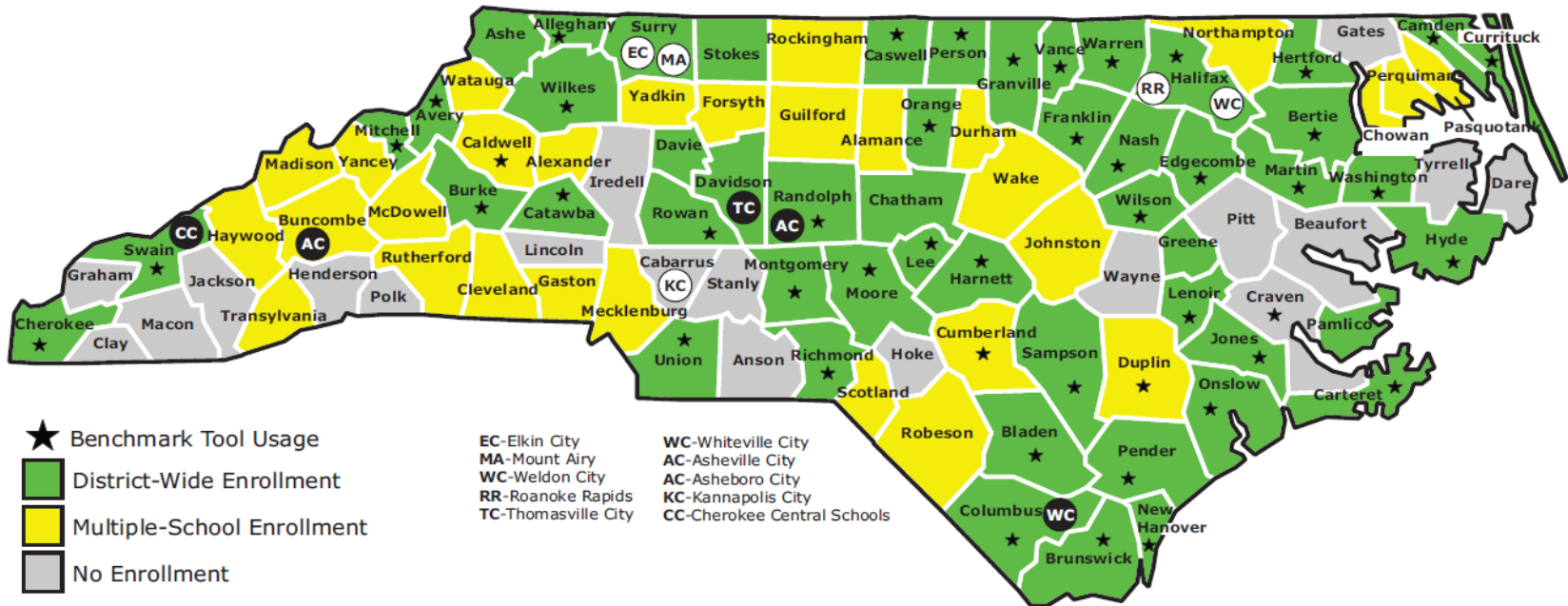
17

Status Report: August 1, 2010- January 5, 2011

- **1.2 million** assessment starts!*
- **503,024** students registered
- **77,000** items in our database
- **1,010** schools enrolled
- **109** districts/charter schools/universities represented
- **62** districts enrolled district-wide
- **59** districts using the benchmark tool

ClassScope Enrollment Map

ClassScope State Enrollment 2010-2011



ClassScape Training & Enrollment Fees 2010-11

| Participation Level | Annual Fee per School | Training | Benchmark Add-On* |
|---|-----------------------|---|----------------------|
| Standard School Enrollment Fee | \$1,200 per school | New School Start-Up Training Package* = \$700 per school | \$4,500 per district |
| Primary (K-3) or Small (<200 students) School Enrollment Fee | \$600 per school | *Includes 3 trainings: Test Administrator, Basic User, Reports/Data Analysis \$350 A La Carte Training | |

Annual School Enrollment includes unlimited access to pre-packaged and customizable assessments in the following subjects:

- Grade 3 Math
- Grade 3 Reading
- Grade 3 Math Extend 2
- Grade 3 Reading Extend 2
- Grade 4 Math
- Grade 4 Reading
- Grade 4 Math Extend 2
- Grade 4 Reading Extend 2
- Grade 5 Math
- Grade 5 Reading
- Grade 5 Math Extend 2
- Grade 5 Reading Extend 2
- Grade 5 Science
- Grade 6 Math
- Grade 6 Reading
- Grade 6 Math Extend 2
- Grade 6 Reading Extend 2
- Grade 7 Math
- Grade 7 Reading
- Grade 7 Math Extend 2
- Grade 7 Reading Extend 2
- Grade 8 Math
- Grade 8 Reading
- Grade 8 Math Extend 2
- Grade 8 Reading Extend 2
- Grade 8 Science
- Algebra 1
- Algebra 2
- Geometry
- English 1
- Biology
- Physical Science
- US History
- Civics and Economics
- Computer Skills

Contact Information

- **Sheila Brown, Program Manager**
sheila_brown@ncsu.edu
(919) 515-1313
- **Kerry Christian, Science Education Consultant**
kerry_christian@ncsu.edu
(919) 515-1316
- **Ann Hayes, ELA/SS Education Consultant**
ann_hayes@ncsu.edu
(919) 515-4202
- **Lindsey Hardin, Elementary Consultant/Training Coordinator**
lindsey_hardin@ncsu.edu
919-515-4223
- **Jaime Dougherty, ClassScape Trainer**
Jaime.Dougherty@gmail.com
(252) 917-1237
- **Elizabeth Price, ClassScape Trainer**
elizabeth_price@ncsu.edu
919-219-1675
- **Chris Warren, ClassScape Trainer**
chris_warren@ncsu.edu
(919) 515-1317
- **Help Desk**
ClassScape@ncsu.edu